


EN PUXU2 / PUXU2R product information sheet

High-gloss glass ceramic:



PUXU2

X Pure surface induction cooktop with integrated cooktop extractor – recirculation

Matt glass ceramic:



PUXU2R

X Pure Rough surface induction cooktop with integrated cooktop extractor – recirculation

General product information:

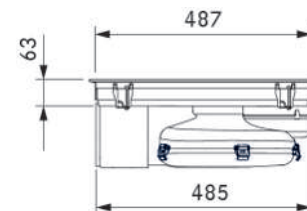
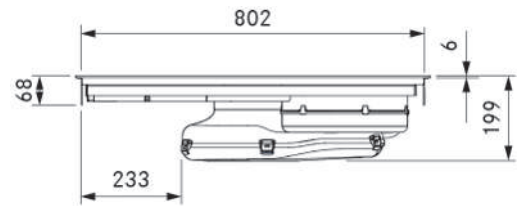

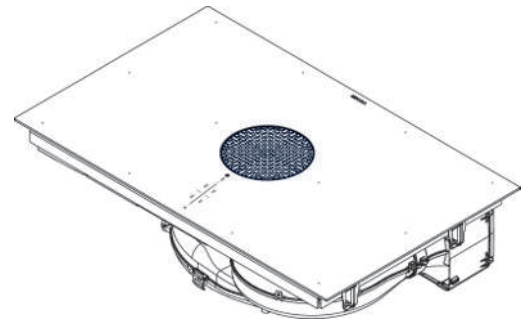
Product:	Compact cooktop extractor system – a combined cooktop and extractor system
Product highlights:	Effective cooktop extractor including stainless steel grease filter, cooktop with 4 very large induction cooking zones, intuitive touch controls, BORA Assist for simpler cooking experiences, wider range of functions with the BORA JOY app, filter change from above through the air inlet opening
Model:	Recirculation system with integrated odour filter
Minimum installation dimensions:	Kitchen unit with a min. width of 90 cm
Safety and warning information:	See operating and installation instructions

PUXU2 / PUXU2R

X Pure surface induction cooktop with integrated cooktop extractor – recirculation

Technical data

Multiphase supply voltage	380-415 V 2N/3N
Single-phase supply voltage	220-240 V
Frequency	50-60 Hz
Maximum power consumption	7600 W (4400 W / 3600 W)
3-phase fuse protection/power supply	3 × 16 A
2-phase fuse protection/power supply	2 × 16 A
1-phase fuse protection/power supply	1 × 32 A (1 × 20 A / 1 × 16 A)
Dimensions (width × depth × height)	830 × 515 × 199 mm
Weight (incl. accessories / packaging)	25.5 kg
Weight (net)	18.2 kg
Surface material	Glass ceramic
Cooktop extractor / cooktop power levels	1-9, P
Size of front cooking zones	230 × 230 mm
Size of rear cooking zones	230 × 230 mm
Front cooking zone output	2100 W
Rear cooking zone output	2100 W
Output of front cooking zones on power setting	3000 W
Output of rear cooking zones on power setting	3000 W
Filter material	Activated charcoal with ion exchanger
Maximum filter service life	150 hrs (1 year)
Guaranteed availability period for software updates (from product discontinuation date)	5 years



Product description

- Connectivity and BORA Assist
- Intuitive tricolour sControl+ operating panel
- Oversized surface induction cooking zones
- Compact size
- Integrated grease drip tray
- Stainless steel grease filter
- Activated charcoal filter for effective odour elimination
- eSwap – easy filter changes

Functions

BORA Assist function Fry, power setting, automatic extractor function, automatic after-run, filter status and filter service display, pan size recognition, variable heat retention function, bridging function, cooking zone timer, pause function, short-time timer

Safety features

Child lock, control lock, cleaning lock, residual heat indicator, safety shut-down, overheating protection

Scope of delivery

Surface induction glass ceramic cooktop with integrated cooktop extractor – recirculation PUXU2/ PUXU2R, air inlet nozzle PUXED2, stainless steel grease filter, odour filter GFESP, operating and installation instructions, installation template, installation accessories

Accessories

Odour filter GFES/GFESP, stainless steel grease filter PUEF, air inlet nozzles PUXED2 and PUED2, sealing tape UDB25, cooktop frame KFR830AB, side frame USL515/USL515AB, grill pan for surface induction KWGPFI

Product and planning information

- The mains supply cable is to be provided on site
- Front power socket
- Flush installation or surface mounting possible
- Sufficient ventilation below the cooktop must be ensured
- Air purification box fitted with a telescopic extension (extendible up to 80 mm) for connection to the back of the kitchen unit
- Telescopic extension can be extended by 105 mm with an additional telescopic extension PULBTA (available as an accessory)
- The drawers or shelves in the base unit must be removable (for maintenance and cleaning)
- Suitable for use with all BORA sockets
- When installation is complete, the appliance is to be sealed in using heat-resistant silicone sealant